

sleepcube

BiLEVEL ST

BiLevel ST



sleepcube

BILEVEL ST

The SleepCube BiLevel ST from DeVilbiss Healthcare gives you the function and performance required to aid in the therapy of respiratory insufficiency, obstructive and central sleep apnoea.

The BiLevel ST utilises the attractive design of the SleepCube range, which is widely recognised for its low noise and high performance. With features usually found in much larger devices such as separate IPAP and EPAP flow adjustment the SleepCube BiLevel ST offers a cost effective solution. As part of the SleepCube

range it is fully compatible with the SleepCube integrated humidifier system and SmartLink data compliance module and PC software. With a full range of accessories available, the SleepCube BiLevel ST is equally beneficial in the hospital or home environment.

Key features

Four modes: CPAP, Spontaneous, Spontaneous Timed and Timed only

- Up to 25 cm H₂O
- Whisper quiet
- Easy to use

- IPAP and EPAP pressure adjustments
- SmartCode as standard
- Integrated humidifier available
- Optional SmartLink data compliance module and software
- Real Time Display showing measured pressure, trigger source (Spontaneous or Timed), breath state (inspiration / expiration), I : E ratio and percentage inhale. Real-time data also includes: Respiratory Rate, Leak, Event Markers, Minute Volume, and Tidal Volume.

Trigger

The trigger within the BiLevel ST can be



The simple LED push button display, makes the SleepCube easy to use, even in the dark



The heated humidifier is easy to take apart and clean



SleepCube BiLevel ST with integrated humidifier

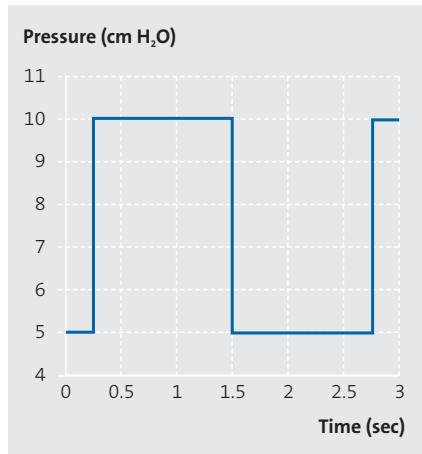


Back of the SleepCube – showing filter, patient tubing outlet and download outlet

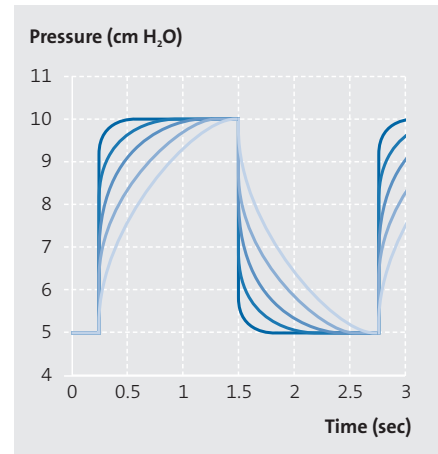
customized to meet the patients' needs. The sensitivity of the trigger can be adjusted on a scale of 1 – 10 (1 being the most sensitive). Separate Inspiratory and Expiratory trigger sensitivity settings are provided.

Pressure Rounding

Pressure Rounding is a patented technology from DeVilbiss Healthcare which eases the transition from IPAP to EPAP by tailoring the users' requirements to achieve optimal therapy and patient comfort over five levels.



Wave form without Pressure Rounding



Selectable IPAP and EPAP Pressure Rounding

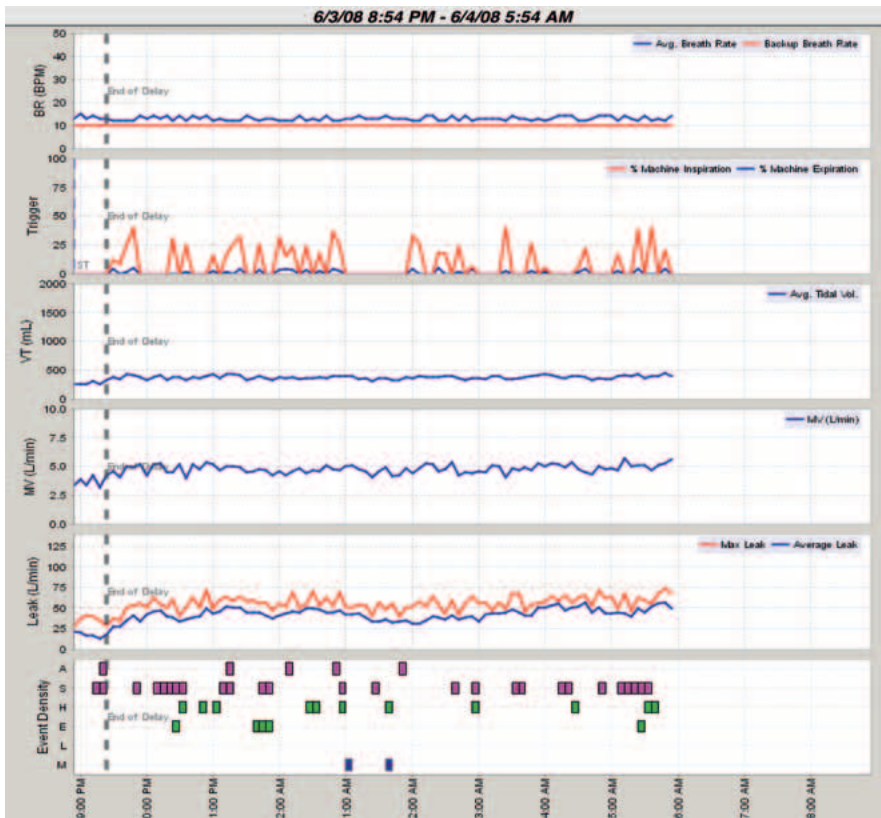
SmartLink

Connecting the SmartLink Module to the SleepCube BiLevel ST allows for the recording of patient data and the ability to transfer it by an SD card to a PC for further analysis and reporting using the

SmartLink Software package. Device settings can also be updated using the data card (by sending a configured card out to patient).

The optional hardware or software remote control connects directly to the SleepCube or via the SmartLink, which

enables the SleepCube to be adjusted from a remote workstation. The SmartLink also offers the option of connecting a pulse oximeter to the SleepCube for recording and reporting additional oximetry data.



Analysis using the SmartLink Software



Complete SmartLink compliance system including pulse oximetry



Complete compliance package

SmartCode

SmartCode is a very simple and cost effective way of retrieving patient adherence data from the SleepCube at any time. Simply obtain the SmartCode displayed in the SleepCube display window and enter it into the SmartCode software program. The code is then

deciphered by the program and up to the last 90 days of patient adherence data is displayed on an easy to view report. SmartCode is a standard feature throughout the SleepCube range and the software is available online or as a desktop version.

SPECIFICATIONS

Dimensions (H x W x L)

10.7 x 16.5 x 17.5 cm

Weight

1.22 kg

Electrical Requirements AC

100 - 240 V, 50/60 Hz

Electrical Requirements DC

10.4 - 15 V, 5 Amps

Maximum Power Consumption

65 watts (from AC power source)

BiLevel Pressure Range

3 - 25 cm H₂O

Operating Temperature Range

5° C to 40° C

Operating Humidity Range

0 % to 95 % R.H. non-condensing

Operating Atmospheric Conditions

Sea level to 2,600 m

Sound Level

26 dBA (tested per ISO 17510)

Equipment classification with respect to protection from electric shock

Class II

Degree of protection from electric shock

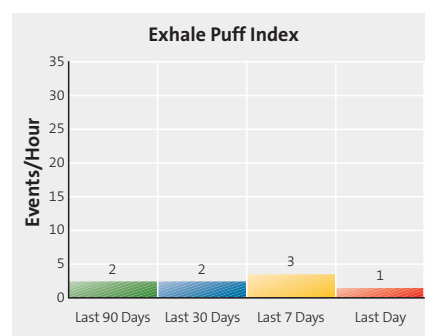
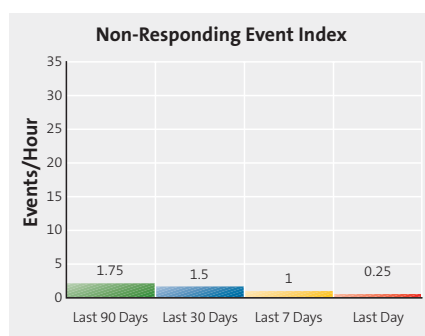
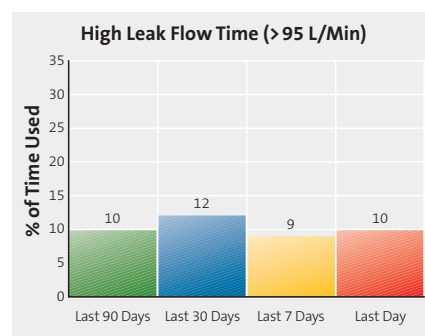
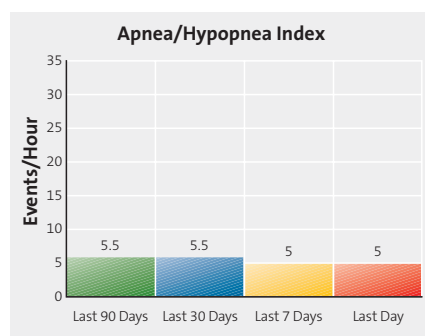
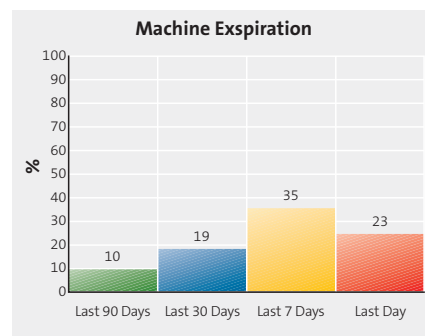
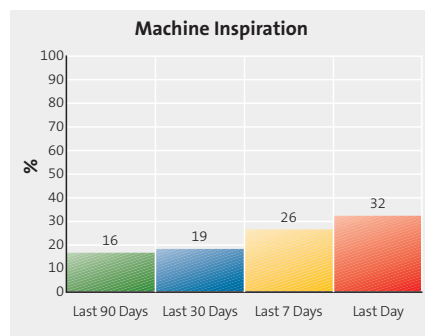
Type BF Applied Part

Degree of protection against ingress of liquids

IPX1

Operation Modes

CPAP, Spontaneous, Spontaneous Timed and Timed only



SmartCode Reports



The HomeCare Medical Ltd.

401-403 Wing Ming Industrial Centre,
15 Cheung Yue Street,
Lai Chi Kok, Kowloon
Phone: 2402-2188 Fax: 2411-2323

Distributor: