



# CUBE 30 ATV

A NEW APPROACH TO NON-INVASIVE VENTILATION

## TECHNICAL SPECIFICATIONS

### Ventilation modes

CPAP  
PSV S / BiLevel S  
PCV / BiLevel T  
PSV / BiLevel ST  
APCV

### Pressure range

IPAP 5-30 / EPAP 3-25  
cmH2O CPAP 3-20 cmH2O

### Pressure support

0-25 cmH2O

### Target Volume:

OFF, 200 - 2.000ml

### Target Minute Volume:

OFF, 2.000 - 15.000ml

### Respiratory rate

4-30 bpm

### Inspiration time

0.3 - 5.0 seconds

### Inspiration Trigger

Five Level settings

### Expiration Trigger

Auto, Manual settings 70%-30%

### Trigger Lock

0.3 - 8.0 seconds

### Alarms

11 System/Therapy alarms

### Power supply

Internal Switch Mode  
Power Supply  
100-240 V, 50/60 Hz

### Dimensions

Size (W x H x D)  
168 x 108 x 182mm  
Weight 1,6 Kg

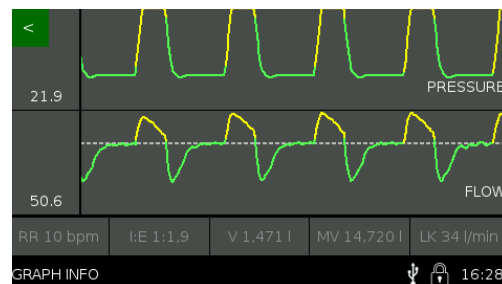


## Maximum Performance, minimum footprint & Made in Germany!

The NEW Cube 30 ATV from Drive DeVilbiss International is an innovative non-invasive volume supporting ventilator. The Cube 30 ATV incorporates intuitive state of the art functionality allowing safe and easy application of the device in a homecare or clinical environment. With its unique trigger technology and target minute volume algorithm, the CUBE 30 ATV will optimise therapy to meet individual patient requirements.

## DESIGN

- The device includes a large 4.3" coloured screen display incorporating easy to use tile design menu screens for clear convenient user navigation.

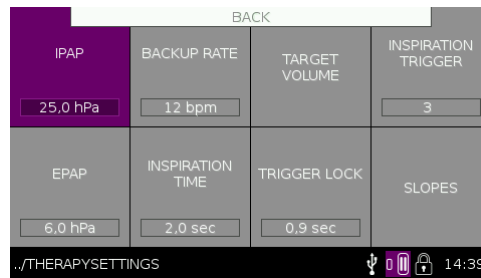
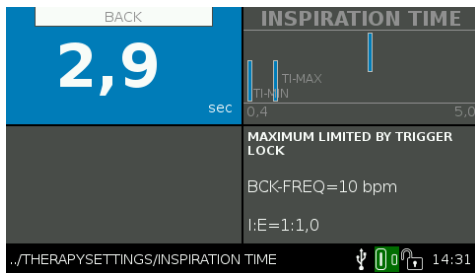


## TECHNOLOGY

- High sensitive flow based trigger detection with trigger failure auto-detect function.
- Contemporary volume assured pressure support which can be set based on breath-by-breath target volume or target minute volume.
- Extensive device alarm management, including on screen display alarm protocol.
- Swiss made turbine blower promising high quality performance for extended, reliable operation.

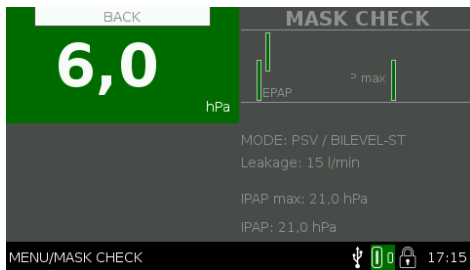
## INFORMATIVE

- Showing clear simple text information the device displays corresponding data settings including user notifications for incorrect parameter settings.
- Three different menu screen colours identifying Patient and Clinical menu modes.



## VARIOUS ADJUSTMENT OPTIONS

- Two independent adjustable ventilation settings allowing patients to change therapy mode for daytime and night time use.
- The Mask Check function ensures a correct fitting mask even before therapy starts. On screen values identify leakages in order for the mask to be adjusted and corrected.



## OPTIONAL HUMIDIFIER

- User friendly and high humidity performance for maximum comfort during therapy.



- The integrated humidifier connects underneath the Cube 30 ATV without increasing the foot print of the device and therefore saving valuable space.

### Drive DeVilbiss International

DeVilbiss Healthcare GmbH  
Kamenzer Straße 3  
DE - 68309 Mannheim

UK +44 (0) 121 521 31 41  
DE +49 (0) 621 178 980  
kontakt@devilbisshc.com

### Authorized Distributor:

The HomeCare Medical Ltd.  
Units 1-3, 4/F, Wing Ming Industrial Centre,  
15 Cheung Yue Street, Lai Chi Kok,  
Kowloon, Hong Kong  
Tel: 2402-2188 Fax: 2411-2323  
Website: www.homecare-medical.com



www.drivedevilbiss-int.com

